



IATA Monthly BSP Statistics for Travel Agent Associations

Sweden

Generation Date	15/09/19
Year	2.019
Month	8



IMPORTANT NOTICE:

This statistical report is shared in good faith and for general information purposes only. Whilst we've taken care to review the completeness, reliability and accuracy of this information, any decision you take using this information will be at your own risk. IATA will not be liable for any losses and damages in connection with the use of this information available in this report.



Gross Sales View

Generation Date	15/09/19
ThisYear	2.019
Month	8

BSP: Sweden

Month Information

ISO	Currency	Month	Gross Sales (Current Month)	Gross Sales (Same Month Last Year)	VAR %	VAR (in Millions)
SE	SEK	8	2.741.839.329	2.647.813.087	3,55%	94,03

Year To Date Information

ISO	Currency	Gross Sales YTD (Current Year)	Gross Sales YTD (Last Year)	VAR %	VAR Sales (in Millions)
SE	SEK	22.504.846.234	20.570.341.731	9,40%	1.934,5

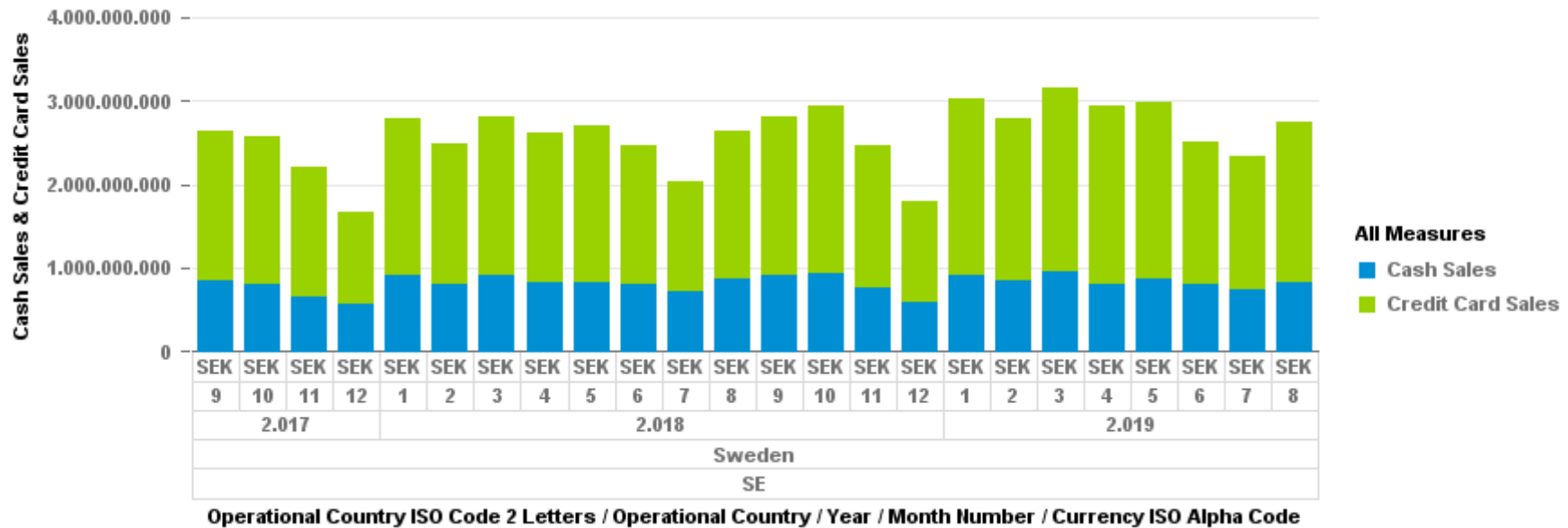
Country Weight in Europe (Gross Sales)

4,06%



Gross Sales View

Evolution (Rolling 24 Months) Including Cash Vs CC Split





Net Cash Settled View

Generation Date	15/09/19
ThisYear	2.019
Month	8

BSP: Sweden

Month Information

ISO	Month	Currency	Net Cash Settled (Current Month)	Net Cash Settled (Same Month Last Year)	VAR %	VAR Sales (in Millions)
SE	8	SEK	813.535.917	855.634.676	-4,92%	-42,1

Year To Date Information

ISO	Currency	Net Cash Settled YTD (Current Year)	Net Cash Settled YTD (Last Year)	VAR %	VAR Sales (in Millions)
SE	SEK	6.686.633.697	6.630.197.926	0,85%	56,44

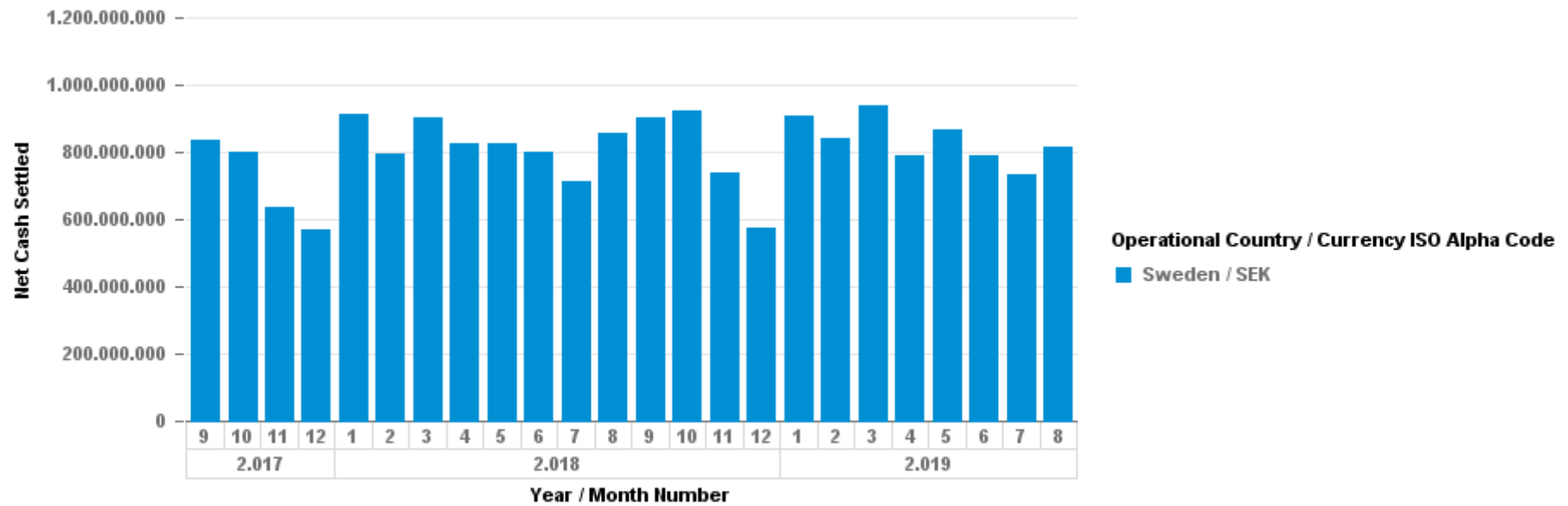
Country Wheight in Europe (Net Cash Settled)

2,17%



Net Cash Settled View

Evolution (Rolling 24 Months)





Transaction Volumes

Generation Date	15/09/19
ThisYear	2.019
Month	8

BSP: Sweden

Month Information

ISO	SCU Volume Month (Current Y)	SCU Volume Month (Y-1)	VAR % SCU Month	VAR Number SCU Month
SE	983.920	948.074	3,78%	35.846

Year To Date Information

ISO	SCU Volume YTD (Current Y)	SCU Volume YTD (Y-1)	VAR % SCU YTD	VAR Number SCU YTD
SE	7.958.352	7.612.612	4,54%	345.740

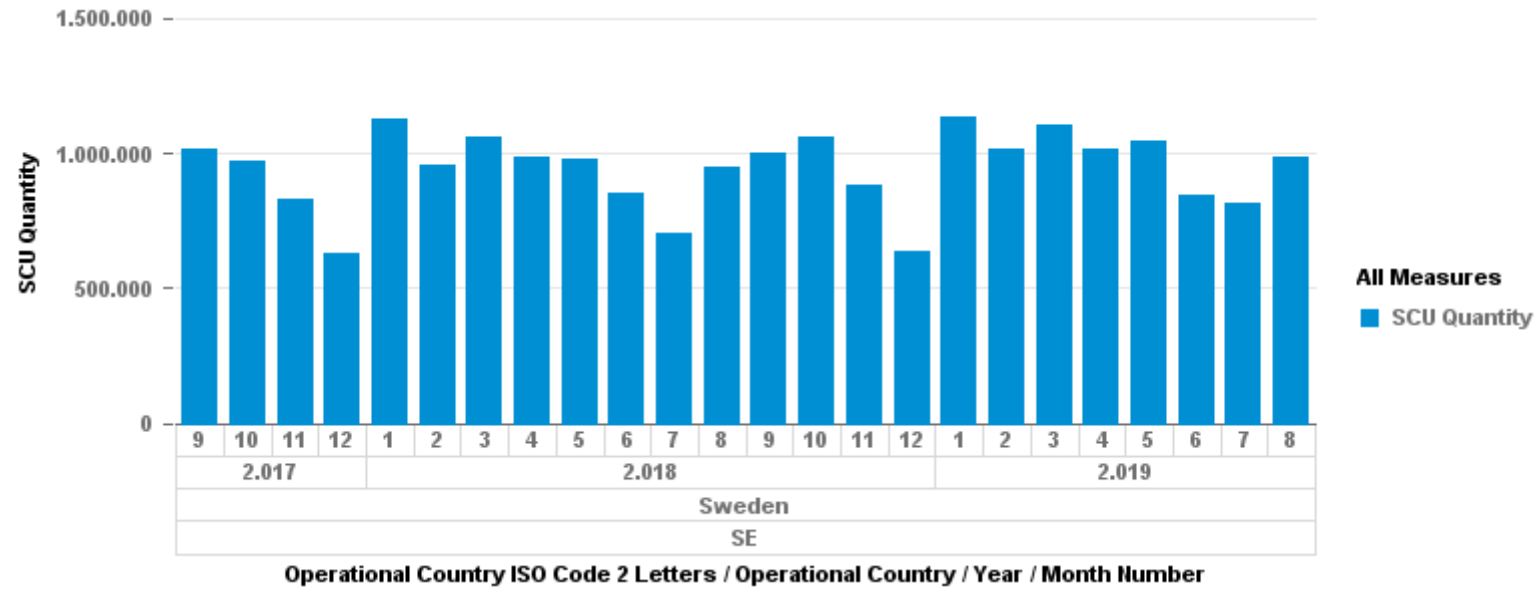
Country Weight in Europe (SCUs)

5,38%



Transaction Volumes

Evolution (Rolling 24 Months)





Agent Participation Volumes (at the generation date of this report)

Generation Date

15/09/19

BSP:

Sweden

Volumes

Total Agents in the Country	Total Agents in the Region	Regional Weight
	18.716	

Split by Type of Location

Agent Head Offices	Agent Branches	Agent Sales Activity Codes

Agent ...
Agent Branches
Agent Sales Activity Codes